



# **ROYAL RANGERS MALAYSIA**

## **UNIFORM GUIDELINE**

# Table of Contents

---

<b>1.0</b>	<b>The Importance of Wearing a Correct Uniform .....</b>	<b>4</b>
<b>2.0</b>	<b>Uniform Options.....</b>	<b>5</b>
<b>3.0</b>	<b>Dress Uniform Guidelines.....</b>	<b>7</b>
3.1	Leader’s Dress Uniform .....	7
3.1.1	Right Pocket.....	7
3.1.2	Left Pocket.....	8
3.1.3	Additional Details.....	9
3.2	Leader’s Training Insignia .....	10
3.3	Leader’s and Ranger’s Sleeve Insignia .....	11
3.3.1	Leader’s and Ranger’s Right Sleeve.....	11
3.3.2	Leader’s and Ranger’s Left Sleeve.....	12
3.4	Leader’s and Ranger’s Collar Insignia.....	12
3.4.1	Collar Insignias .....	13
3.5	Leader’s Name Tag.....	14
3.6	Proper Uniform Wear.....	14
3.6.1	Gig Line.....	14
3.6.2	Dress and Formal Trousers.....	14
3.6.3	Bolo Tie .....	15
3.7	Leader’s Awards .....	16
3.7.1	Leader’s Award Order of Wear.....	16
3.7.2	Leader’s Award Ribbons .....	17
3.8	Gold Medal of Achievement (“GMA”) .....	17
3.9	Ranger’s Dress Uniform.....	18
3.9.1	Right Pocket.....	19
3.9.2	Left Pocket.....	19
3.9.3	Collar Insignia .....	20
3.9.4	Dress Trousers.....	20
3.9.5	Ranger’s Sleeve Insignia .....	20
3.10	Ranger’s Training Insignia.....	20
3.11	Ranger’s Name Tags.....	21
3.11.1	Ranger’s Name Tag .....	21
3.11.2	Ranger of the Year (“ROTY”) Name Tag .....	21
3.11.3	Best Ranger of the Year Name Tags .....	21
3.12	Ranger’s Awards.....	22
3.12.1	Ranger’s Award Order of Wear .....	22
3.12.2	Ranger’s Award Ribbons .....	23

<b>4.0</b>	<b>Awards Vest Guidelines</b> .....	<b>24</b>
4.1	Leader’s Awards Vest .....	24
4.2	Ranger Kid’s Awards Vest.....	25
4.3	Discovery Ranger’s Awards Vest .....	26
4.4	Adventure Ranger’s Awards Vest .....	27
4.5	Expedition Ranger’s Awards Vest.....	28
<b>5.0</b>	<b>Formal Uniform Guidelines</b> .....	<b>29</b>
<b>6.0</b>	<b>Affiliate Programs &amp; Insignia</b> .....	<b>30</b>
<b>7.0</b>	<b>Additional Considerations</b> .....	<b>31</b>

This Guide is adapted and modified for Royal Rangers Malaysia from the Royal Ranger Uniform Guide November 2018 Edition of Royal Rangers USA.

© 2018 by National Royal Rangers Ministries, 1445N. Boonville Ave., Springfield, Missouri 65802, All rights reserved. No part of this book or softcopy may be reproduced, stored in a retrieval system, or transmitted in any form or by any means – electronic, mechanical, photocopy, recording, or otherwise – without prior written permission of the copyright owner except brief quotations used in conjunction with reviews in magazines or newspaper.

# 1.0 The Importance of Wearing a Correct Uniform

---

*Adapted from Johnnie Barnes*

Since 1962, the Royal Rangers uniform has been an ever-changing representation of this ministry to rangers. The uniform has had many adjustments, additions and subtractions, but it has never changed what it represents.

Every athletic team in our nation has very precise standards for how and when a particular uniform is worn. They take great care in making sure that the entire team meets the standards and presents themselves in a uniform fashion. You will agree, a uniformed team looks impressive when they take the field. Because their uniform is identical to the other members of the team, it is not hard to know what team they play for.

As Royal Rangers we have a number of options for uniform to fit our local church, district and beyond. Although there may be some wiggle room on a special uniform, there are very precise guidelines for the dress uniform. It is important that every person involved in the Royal Rangers ministry reflect our most current guidelines when wearing our uniform.

Why concern yourself about wearing it properly? Why go to all the effort to ensure that all uniforms meet the national standards for wear? Because when we slide that shirt on our shoulders and button it up, we no longer just represent ourselves. We become a standard bearer for a ministry that has reached thousands of boys and girls for Christ over our 50 + year history. We represent every Royal Rangers who wears that same uniform across America and around the globe. And what form does that standard take? It is the Royal Rangers uniform.

Every patch, pin and medallion has a place. This guideline will help ensure that you are always correct when you are wearing your Royal Rangers uniform.

When you wear a correctly assembled Royal Rangers Uniform, you can take pride in knowing that you stand with thousands of others who do the same.

A statement from the first uniform guidebook written by our founder and first national director Johnnie Barnes still applies today:

**“Wear your uniform correctly and proudly”**

## 2.0 Uniform Options

---

In order to provide options to the local church/outpost, the Royal Rangers Program provides multiple uniform options for use in the outpost. There are three “uniforms” that utilises the Royal Rangers patches and insignia. They are the **Utility Uniform**, **Dress Uniform** and the **Award Vest**. Two additional types of uniforms are also available that do not utilise official Royal Rangers insignia: The **Formal Uniform** and **Special Uniform**.

### a. Utility Uniform

Royal Rangers Malaysia has not adopted the Utility Uniform.

### b. Dress Uniform

The dress uniform represents a more traditional full-khaki uniform style. It is also known as class “B” uniform. This uniform can be the more formal polyester-gabardine police style, or the basic cotton khaki work uniform. When wearing this uniform, the colour of the pants and the shirt must match. Mismatched shades should not be worn. Royal Rangers Malaysia allows short sleeves to be worn with the dress uniform.

The pin format is the only format for the Dress Uniform. Tactical pants, jeans or shorts or worn untucked are not allowed with dress khaki shirt.

*Note: Ranger Kids do not wear Dress Uniform but Royal Rangers Malaysia allows Discovery Rangers to wear dress uniform.*

### c. Awards Vest

The award vest is the third uniform option for the local outpost. The patches, pins and insignia that are worn on the dress uniforms are also worn on the vest. The insignia layout for the vest is included in this guideline. Awards Vests may be worn with a Royal Rangers T-shirt. Royal Rangers Malaysia’s Award Vest colour is Denim Blue.

*Note: Royal Rangers patches, pins and all insignia are only to be worn on the Dress Uniform or Awards Vest. Wearing Royal Rangers patches, pins and insignia on any other type of uniform is not authorised and should be avoided and discouraged.*

**d. Formal Uniform**

Worn for occasions that require a formal presentation in uniform and is worn by Leaders only. It is an option for special awards presentations or when an occasion calls for a formal dress. Details on the formal uniform can be found on page 29 of this document. It is also known as class "A" uniform. Royal Rangers Malaysia currently does not utilise the Formal Uniform but acknowledges it.

**e. Special Uniform**

Not so much a "uniform" as it is customised sportswear, such as official Royal Rangers printed T-shirt, custom T-shirts, customised sportswear, business attire such as a knit shirt or embroidered dress shirts. When creating your own Royal Rangers Special Uniform, be sure and follow all copyright information concerning the use of all Royal Rangers and age group insignia. This information can be found on the National Royal Rangers website (USA).

*Note: No Royal Rangers awards or insignia are worn on the Special Uniform.*

## 3.0 Dress Uniform Guidelines

### 3.1 Leader's Dress Uniform



Image 1: Right and Left Pocket

#### 3.1.1 Right Pocket

##### A. Royal Rangers Leader's Name Tab

Worn centred sitting on the top of the pocket flap.

##### B. Name Tag

Leaders may wear an engraved name tag just below the Royal Rangers Leader's Name Tab. Refer to page 13 for details.

##### C. Frontiersman Camping Fellowship ("FCF") Pin

If a Leader is a member of FCF, the Leader will wear an FCF advancement pin centred above the Royal Rangers Leader's Name Tab. Trappers Brigade pins may also be worn with the FCF pin.

An affiliate program patch may be worn in pin format in place of the FCF pin.

**D. Event Patch**

Any patch from any Royal Rangers event that has been personally attended may be worn here. Patch should be centred top to bottom, side to side.

*Note: Patches from other organisations are not worn on the Royal Rangers uniform.*

**3.1.2 Left Pocket****E. Training Event Patch**

Any training patch from any training event that you have personally attended may be worn here. Refer to page 10 for a full list of patches authorised to be worn on this pocket.

**F. Award Ribbons**

Leaders may wear up to 18 award ribbons, six rows of three ribbons. Refer to page 16 of this guide for an order of wear list.

**G. Medal**

Leaders may elect to wear a maximum of three award medals just below the award ribbons. If a medal is worn, the corresponding award ribbons should not be worn.

**H. Affiliate Pin**

Leaders may wear a pin representing an affiliate program, centred ½" above the award ribbons. Refer to page 30 for a list of official affiliate programs and insignia.



### 3.1.3 Additional Details

- Long sleeves must be rolled down, shirt tucked in with white undershirt
- Bolo tie (any style)
- Long khaki pants with tan web belt & brass buckle
- Black shoes with black/navy blue socks



*Image 2: Correct display of a left pocket on the Dress Uniform*

#### Incorrect Displays

When an award medal is worn, the corresponding award ribbon is not worn on the ribbon display. Multiple medals may be worn only on the Awards Vest as per the guidelines found in this guide.

Medals from other organisations may not be worn on the Royal Rangers uniform e.g. BSA Eagle Scout award.

Only official Royal Rangers awards and patches may be worn on the Royal Rangers uniforms. This includes the Dress Uniform, Awards Vest and Formal Uniform.

Unless otherwise noted in the guide, Leaders do not wear Ranger's medals on their uniforms.

### 3.2 Leader's Training Insignia

The left pocket of a Leader's dress uniform is reserved for training insignia that the Leader has personally attended. Training insignia is also worn on the Awards Vest as shown on page 24.

National approved training event insignia:

- Ranger Basics;
- Ranger Essentials;
- Ranger Safety;
- National Ranger Ministry Camp ("NRMC");
- National Elementary Education Conference ("NEEC");
- World Class Outpost ("WCO");
- The Johnnie Barnes Excellence Initiative;
- Training Academy;
- National Academy;
- Advanced Academy;
- Academy Instructor;
- National Training Camp ("NTC");
- Advanced National Training Camp ("ANTC");
- Ranger Kids Training Camp ("RKTC");
- Leader's Medal of Achievement ("LMA").



*Image 3: Examples of National approved training event insignia for Leaders*

Action Camps Insignia may be displayed on the Leader's Awards Vest as per page 24 of this guide.

### 3.3 Leader's and Ranger's Sleeve Insignia

#### 3.3.1 Leader's and Ranger's Right Sleeve

Worn as part of the Dress Uniform.



Image 4: Right sleeve of Dress Uniform

Proper display of the curved State (Geographic) patch with one or two Outpost Numbers.

Also displayed is the correct position of the National Staff patch.



Image 5: National Staff patch position

In each case, the Outpost Numbers should touch the imaginary line of State patch.

The National Staff patch will not have any numerals and should not be worn together with Outpost Numbers.



Image 6: Imaginary Line Example

### 3.3.2 Leader's and Ranger's Left Sleeve

Worn as part of the Dress Uniform.



Image 7: Left sleeve of Dress Uniform

### 3.4 Leader's and Ranger's Collar Insignia

Worn as part of the Dress Uniform.

Only position pins insignia for adult leaders and Rangers may be worn on the collar of the Dress Uniform.

Insignia should be worn 1/2 inch from the leading edge of the collar and 1/2 inch from the bottom edge axis running parallel with leading edge.



Image 8: Collar insignia position

Leaders and Rangers not serving in any leadership position will not wear any insignia on the collar.

Round pins will need to face 'outwards'.

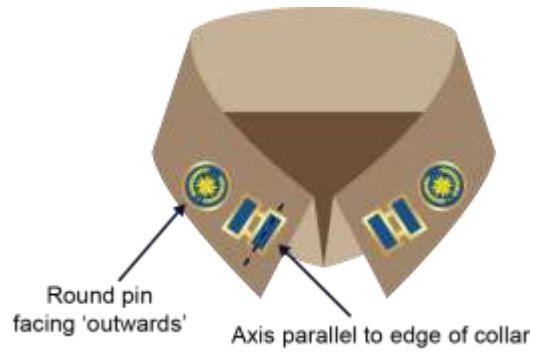


Image 9: Collar insignia alignment

### 3.4.1 Collar Insignias



Image 10: List of collar insignias

1. National Staff
2. Certified Instructor
3. Councilman
4. Senior Commander
5. Outpost Commander
6. Lieutenant Commander
7. Junior Commander
8. Senior Guide
9. Patrol Guide
10. Assistant Patrol Guide

### 3.5 Leader's Name Tag

Name Tags that are worn with the Dress Uniform. The name tags guidelines are as follows:

- Size:** 3" long by ¾" tall (3"x ¾")  
**Colour:** Navy Blue with White lettering  
**Font Type:** Times New Roman / Arial  
**Type Size:** Best fit for the name (Font Size 20) and title (Font Size 14)  
**Backing:** User's choice



*Image 11: Name tag example*

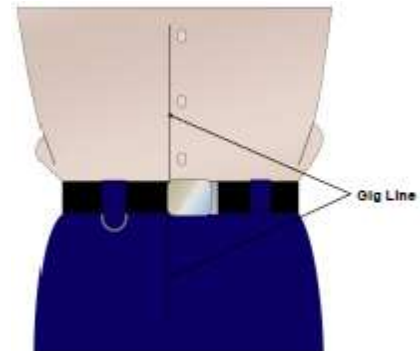
### 3.6 Proper Uniform Wear

#### 3.6.1 Gig Line

When wearing the uniform tucked in, a correct gig line should be worn. The gig line is the line that is formed when the edge of the belt buckle and the edge of the fly on the pants.

The tip of the belt buckle should only protrude to the edge of the buckle so that no part of the web belt is visible.

Trousers should be worn at the waist just below the navel to achieve a proper gig line.



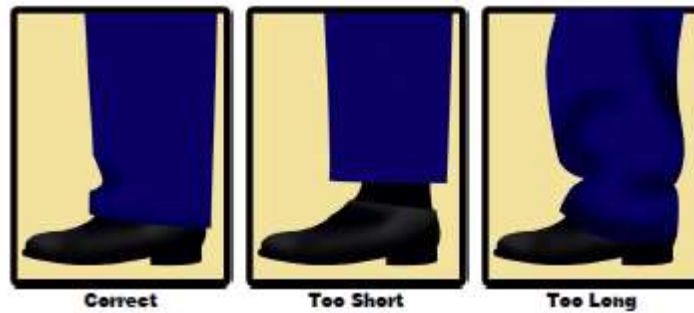
*Image 12: Gig line*

#### 3.6.2 Dress and Formal Trousers

When purchasing or tailoring a pair of pants, ensure pants are hemmed to the proper length for you.

The rear length of the trousers should reach just above the top of the heel of the shoes that you will be wearing with the trousers. The front of the trousers should have a slight break in the fabric. Never wear your pants too short or long. The proper ration for the back should be ½" to ¾" lower than the front.

Trousers leg that are too short makes one look goofy and comical, and too long makes one look sloppy and unkept. Wearing a pants at a proper length with a proper fit will give a professional look when you wear them.



*Image 13: Proper trousers length*

### 3.6.3 Bolo Tie

When wearing a Dress Uniform, a bolo tie is required wear.

Bolo ties are worn with an open collar, with the top button un-buttoned.

The bolo slide is positioned directly over the second button (the first that is buttoned) and the tips of the bolo tie should hang evenly.



*Image 14: Bolo tie position*

No dress ties are worn with the Dress Uniform.

### 3.7 Leader's Awards

#### 3.7.1 Leader's Award Order of Wear



Image 15: Order of wear for Leader's Awards

#### Order of Wear

1. Medal of Valour
2. Medal of Courage
3. Gold Medal of Achievement with Merit/Honours
4. National Medal of Merit
5. FCF Flame of Honour
6. RRA Lifetime Service Award
7. National Outstanding Service Award
8. Leaders Medal of Achievement
9. Missions Project Award
10. National Executive Leadership
11. National Leadership Award
12. Pastors Award
13. Outpost Coordinator/Senior Commander's Award
14. Outpost Leadership/Outpost Commander's Award
15. Outpost Service Award
16. Junior Leader Service Award
17. Special Service Award
18. National Continuous Training Ribbon
19. Highest Advancement Award earn as a Ranger if GMA was not earned



### 3.7.2 Leader’s Award Ribbons




Image 16: Order of wear for Award Ribbons

Leaders may wear a maximum of 18 ribbons, six rows of three ribbons. It is the Leader’s choice to wear less than 18.

These are worn with the pin format and may be worn in conjunction with three award medals. If a medal is worn, the corresponding ribbon is not worn.



Image 17: Ribbon position example #1

When starting a new row of ribbons, the next row always starts at the centre.



Image 18: Ribbon position example #2

When adding a new ribbon, the ribbons always shift to the left and stay centred.

### 3.8 Gold Medal of Achievement (“GMA”)



Image 19: Current GMA ribbon variation

There are several variations on how the GMA medal or ribbon is worn. The position of the GMA in the order of wear remains the same. These are dependent upon when the medal was earned.

The GMA ribbon currently has seven different variations that could be displayed on a Dress Uniform.

Only one may be worn in the GMA position at any given time.

GMA recipients who earned their GMA before 2002 may substitute the medal with the READY bar and wear the Buffalo award they earned.

Although more than two Gold or Silver Buffalos could be earned during the period that Buffalos were worn on the GMA, no more than two buffalo awards are worn on a medal at any time.



Image 20: Previous GMA ribbon variations



Image 21: GMA medal variations

### 3.9 Ranger's Dress Uniform



Image 22: Right and Left Pocket

### 3.9.1 Right Pocket

#### A. Age Group Name Tab

Age group name tab (Ranger Kids, Discovery Rangers, Adventure Rangers and Expedition Rangers) worn centred sitting on the top of the pocket flap.

#### B. Name Tag

The Outpost Ranger or the Year, Best Ranger of the Year, FCF Scout Tag may be worn on the pocket just below the age group name tab. Rangers may wear navy blue name tag bearing their name and title.

#### C. FCF Pin

If a member of FCF, they will wear an FCF advancement pin centred above the Age Group Name Tab. If earned, Trappers Brigade pins may also be worn behind the FCF pin.

#### D. Event Patch

Any patch from any Royal Rangers event that was personally attended may be worn here. Patch should be centred top to bottom, side to side.

*Note: Patches from other organisations are not worn on the Royal Rangers uniform.*

### 3.9.2 Left Pocket

#### E. Training Event Patch

Any training patch from any training event that was personally attended may be worn here. Refer to page 20 for a full list of patches authorised to be worn on this pocket.

#### F. Award Ribbons

Rangers may wear up to 18 award ribbons, six rows or three ribbons. Refer to page 22 of this guide for an order of wear list.

#### G. Award Medals

Rangers may elect to wear a maximum of three award medals just below the award ribbons. If a medal is worn, the corresponding award ribbons should not be worn.

### 3.9.3 Collar Insignia

Refer to page 12 of this guide.

### 3.9.4 Dress Trousers

Refer to page 14 of this guide.

### 3.9.5 Ranger's Sleeve Insignia

Refer to page 11 of this guide.

## 3.10 Ranger's Training Insignia

The left pocket of a Ranger's Dress Uniform is reserved for training insignia that the Ranger has personally attended. Training insignia is also worn on the Awards Vest as shown on page 25.

National approved training event insignia:

- Junior Leadership Development Camp – Rangers Training Camp ("**RTC**"), Discovery Training Camp ("**DTC**"), Adventure Training Camp ("**ATC**"), Junior Training Camp ("**JTC**"), Advanced Junior Training Camp ("**AJTC**");
- Action Camp;
- Junior Academy Patches.

Outposts may develop various junior camps/action camps with their own insignia. These patches are treated as an activity patch and worn on the right pocket until the training camp has been evaluated and approved as an academy or action camp. As the National Office approves new camps the insignia will then be authorised to be worn on the left pocket.

Training insignia is worn centred side to side and top to bottom under the pocket flap. Only one training patch is worn at a time and is not worn on the sleeve or the right pocket.

Leaders may wear the Junior Academy and Action Camp insignia on their Award Vest but not on their Dress Uniform.

Action Camps Insignia may be displayed on the Ranger's Awards Vest as per page 25 of this guide.



*Image 23: Examples of National approved training event insignia for Rangers*

### 3.11 Ranger’s Name Tags

#### 3.11.1 Ranger’s Name Tag

Rangers may have their own Name Tags that are worn with the Dress Uniform. The name tags guidelines are as follows:

- Size:** 3” long by ¾” tall (3”x ¾”)
- Colour:** Navy Blue with White lettering
- Font Type:** Times New Roman / Arial
- Type Size:** Best fit for the name (Font Size 20) and title (Font Size 14)
- Backing:** User’s choice



Image 24: Ranger's Name Tag example

#### 3.11.2 Ranger of the Year (“ROTY”) Name Tag

ROTY Name Tags are worn with the Dress Uniform. The name tags guidelines are as follows:

- Size:** 3” long by ¾” tall (3”x ¾”)
- Colour:** RK (Yellow / Black), DR (Red / White), AR (Purple / White) and ER (Pine Green / White)
- Font Type:** Times New Roman / Arial
- Type Size:** Best fit for the title (Font Size 20)
- Backing:** User’s choice



Image 25: ROTY Name Tag examples

ROTY Name Tag should be removed from the uniform as soon as the term the Royal Ranger is serving has ended.

#### 3.11.3 Best Ranger of the Year Name Tags

Best Ranger of the Year Name Tags are worn with the Dress Uniform. The name tags guidelines are as follows:

- Size:** 3” long by ¾” tall (3”x ¾”)
- Colour:** Navy Blue with White lettering
- Font Type:** Times New Roman / Arial
- Type Size:** Best fit for the name (Font Size 20) and title (Font Size 14)
- Backing:** User’s choice



Image 26: Best Ranger of the Year Name Tag example

### 3.12 Ranger's Awards

#### 3.12.1 Ranger's Award Order of Wear



Image 27: Order of wear for Ranger's Awards

#### Order of Wear

1. Medal of Valour
2. Medal of Courage
3. Gold Medal of Achievement with Merit/Honours
4. Missions Project Award
5. Junior Leaders Service Award
6. E3 Award with Gold Buffalos
7. E2 Award
8. E1 Award
9. Adventure Gold with Silver Buffalos
10. Adventure Silver / Silver Medal of Achievement
11. Adventure Bronze / Bronze Medal of Achievement
12. Gold Eagle with Bronze Buffalos
13. Gold Hawk

14. Gold Falcon
15. Ranger Kids Gold Trail Award
16. Sky Blue Merit Ribbon
17. Silver Merit Ribbon
18. Gold Merit Ribbon
19. Green Merit Ribbon
20. Brown Merit Ribbon
21. Red Merit Ribbon
22. Blue Merit Ribbon
23. Orange Merit Ribbon

### 3.12.2 Ranger's Award Ribbons



*Image 28: Order of wear for Award Ribbons*

Rangers may wear a maximum of 18 ribbons, six rows of three ribbons.

These are worn with the pin format and may be worn in conjunction with three award medals. If a medal is worn, the corresponding ribbon is not worn.

Merit and service ribbons use Gold Numbers that indicates how many times the award or number of merits has been earned. These are centred left to right and top to bottom. Gold Numbers are optional.

# 4.0 Awards Vest Guidelines

## 4.1 Leader's Awards Vest



Image 29: Front of Leader's Awards Vest



Image 30: Back of Leader's Awards Vest



## 4.2 Ranger Kid's Awards Vest



Image 31: Front of Ranger Kid's Awards Vest

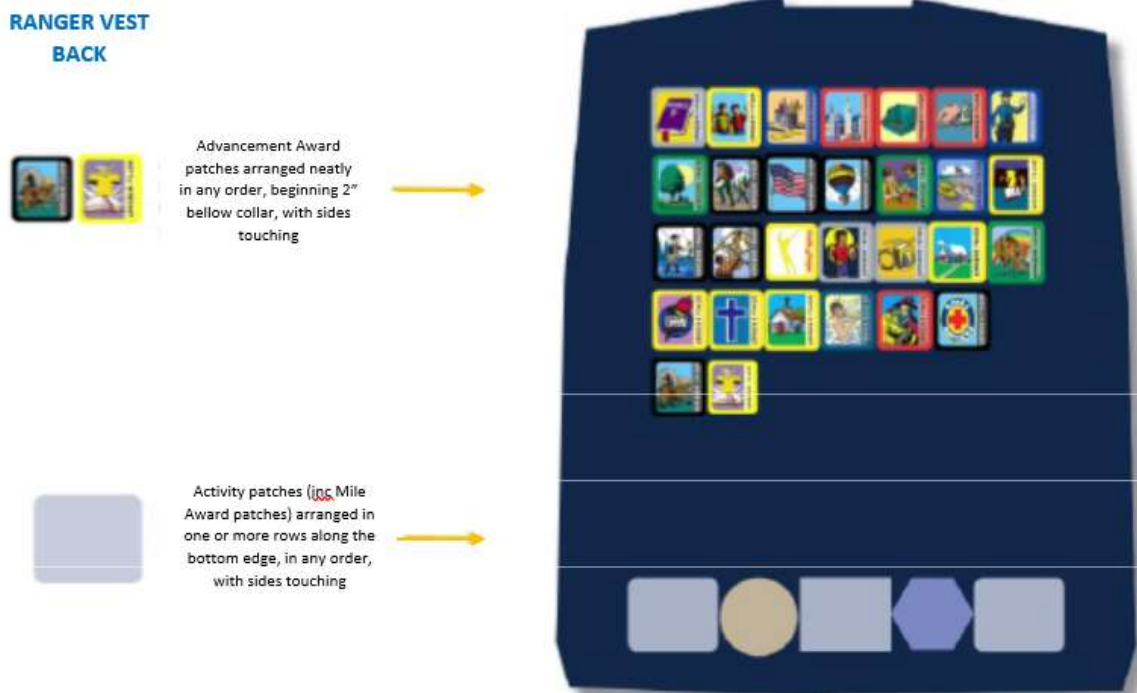


Image 32: Back of Ranger Kid's Awards Vest

### 4.3 Discovery Ranger's Awards Vest



Image 33: Front of Discovery Ranger's Awards Vest



Image 34: Back of Discovery Ranger's Awards Vest

### 4.4 Adventure Ranger's Awards Vest



Image 35: Front of Adventure Ranger's Awards Vest



Image 36: Back of Adventure Ranger's Awards Vest

### 4.5 Expedition Ranger's Awards Vest



Image 37: Front of Expedition Ranger's Awards Vest



Image 38: Back of Expedition Ranger's Awards Vest

## 5.0 Formal Uniform Guidelines

### A. Blazer

Any two or three navy blazer with notched lapel may be worn. Buttons may be any blazer button. No epaulettes are worn on the shoulders, no insignia is worn on the blazer except the Royal Rangers symbol patch.

The leader's gold metallic name tag is worn just below the outer breast pocket centred below the lower edge of the pocket. This should be horizontal to the lower edge of the hem of the coat. The gold Royal Rangers lapel pin may be worn on the left lapel in the boutonniere hole.



Image 39: Formal Uniform layout

### B. Shirt

White long-sleeved dress shirt. Button or French cuff. If French cuffs are worn, silver cuff links should be worn.

### C. Tie

Solid Navy Blue four-in-hand tie.

### D. Trousers

Charcoal grey trousers. May be plain front/plain bottom or pleated front/ cuffed bottom.

### E. Belt (*not shown*)

Black leather dress belt with silver buckle.

### F. Shoes (*not shown*)

Black dress shoes with black socks.

### G. Others

No award medals or any other Royal Rangers insignia are worn on the Formal Uniform. No headgear is worn with the Formal Uniform. The Formal Uniform is not worn by Rangers.

## 6.0 Affiliate Programs & Insignia

---



*Image 40: Affiliate Programs & Insignia examples*

Affiliate programs are aspects of the Royal Rangers program that operate under a unique leadership structure in pursuit of objectives in support of the larger Royal Rangers program. Royal Rangers affiliate programs currently include the following:

- Frontiersman Camping Fellowship;
- Royal Rangers Alumni (“**RRA**”).

Although these programs operate with a degree of independence in the pursuit of their objectives, they serve as integral parts of the National Royal Rangers program under the executive leadership of the National Commander of Royal Rangers Malaysia.

Individuals who are members of Royal Rangers outpost chartered within Malaysia may wear insignia on their Royal Rangers uniform representing their membership in an affiliate program according to the following standards:

- Affiliate program insignia may be worn by the Rangers or Leaders;
- Only insignia representing official national affiliate programs may be worn on the uniform;
- Only insignia approved by National Office as representing these programs may be worn;
- Insignia must be worn in accordance with the official Royal Rangers Patch & Pin Guide here.

### **Royal Rangers International (“RRI”)**

RRI is not an affiliate program of Royal Rangers but operates as a mission program of AG World Missions. Due to its unique mission and relationship with Royal Rangers Malaysia, insignia for RRI may be worn on the Royal Rangers uniform as an affiliate program.

## 7.0 Additional Considerations

---

### **Non-Official Uniforms**

Use of any other style of uniform, such as military style coats and shirts as a Royal Rangers Uniform is improper and should be avoided and discouraged. Royal Rangers patches, pins and insignia should only be worn on award vests and khaki dress uniforms as per National standards.

### **Non-Authorised Additions**

Shoulder cords, ascots, spats or leggings and blousing of the trousers in military style jump boots is also out of character with the standards of proper uniform wear and should be avoided and discouraged.

### **Non-Official Headgear**

Cowboy hats, campaign hats, campaign cords, envelope hats, berets and any other style of hats not approved by the National Royal Rangers Malaysia office are not authorised to be worn with the official Royal Rangers uniforms. This includes the Dress and Formal uniforms.

### **Saber Usage**

Royal Rangers Malaysia does not have the saber sword as part of the official uniform as the Trail of Saber program does not run in Malaysia.